

# CASY | NEW DATA ACQUISITION AND ANALYSIS CAPABILITIES



## Meet a brand-new tool for your CASY

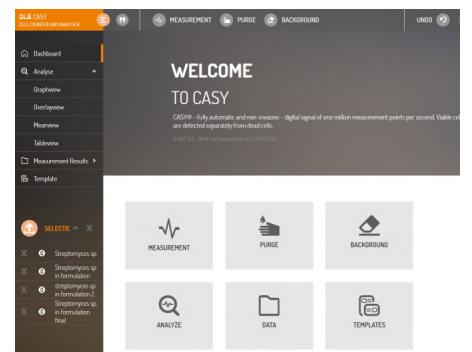
- + Intuitive instrument control.
- + Expanded and simplified measuring routines.
- + Enabling evaluation and data organization tools.

### Upgrade Your CASY now

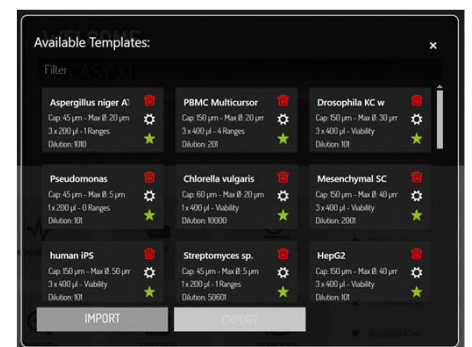
**Hardware:** Chose between Surface-PC and Laptop or use your own Windows-based Computer\*.

**Software:** Encounter a wealth of new possibilities in data organization and data evaluation, such as:

- viability - live / dead evaluation
- differentiate up to 5 cell populations for each sample
- detect and analyze cell aggregates
- overlay multiple samples plots
- calculate mean values and a mean value graph
- intuitive control, wizard-based routines
- easy data export and customization tools
- a dashboard provides fast access to all relevant functions of CASY
- user management and experiment organization

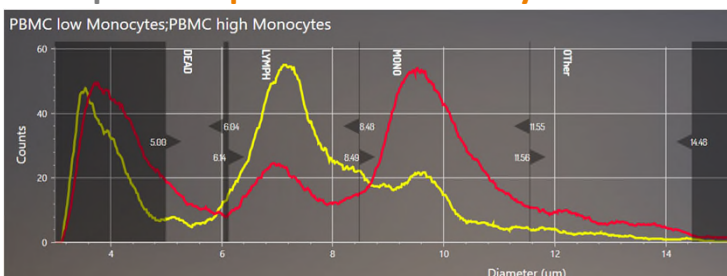


Within easy reach: the new CASY dashboard provides 1-click access to all central functions.



Easy and lucid template management

### Example: Compare PBMC Monocytes from different donors



Red:  
PBMC high Monocytes  
Yellow:  
PBMC low Monocytes

*PBMC are not the same - Depending on donor, the ratio between Monocytes and Lymphocytes can vary significantly, having a judge impact to downstream steps.*

+ Test it! Order your free trial version now  
+ Join us for a free 15' webinar  
[casy.ols-bio.de](http://casy.ols-bio.de)

Get in touch for further information:  
mail [info@ols-bio.de](mailto:info@ols-bio.de) | [www.ols-bio.de](http://www.ols-bio.de)  
fon 0421 2761 690 | fax 0421 2761 6919  
OLS OMNI Life Science GmbH

\* Minimum requirements will be provided  
For research use only. Not for use in diagnostic procedures