

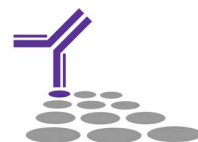
Discover a Better His-Tag Antibody



Quality Antibodies for Quality Research

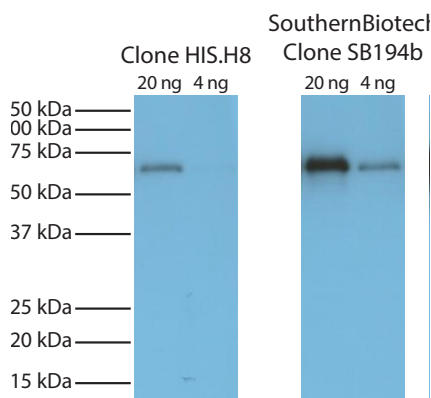
SouthernBiotech

www.SouthernBiotech.com info@SouthernBiotech.com

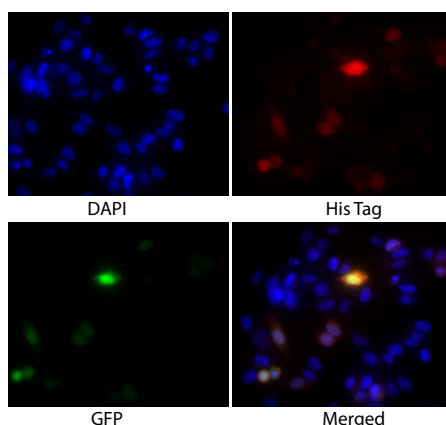


Mouse Anti-His Tag


SouthernBiotech's His-tag antibody (Clone SB194b) offers a reliable method to monitor purification as well as perform purification of His-tagged proteins without the use of a protein-specific antibody. Additionally, Clone SB194b is useful for the detection of N- and C-terminal as well as exposed internal His-tag residues of 6 or more in western blotting, immunoprecipitation, ELISA / FLISA, flow cytometry, and immunocytochemistry applications. Directly conjugated options allow for detection without the use of a secondary antibody.



Tau-410 (2N3R) with an N-terminal 8X His-tag was resolved by electrophoresis, transferred to PVDF membrane, and probed with Mouse Anti-His-Tag-BIOT (SB Cat. No. 4603-08; Clone SB194b) and Clone HIS.H8 conjugated to biotin followed by Streptavidin-HRP (SB Cat. No. 7100-05) and chemiluminescent detection.



CHO-K1 cells transfected with GFP - N-terminal 6X His-tag were stained with Mouse Anti-His-Tag-BIOT (SB Cat. No. 4603-08) followed by Streptavidin-CY3 (SB Cat. No. 7100-12) and DAPI.



E. coli expressed His-tagged fusion protein was purified from equivalent amounts of the same sample using Mouse Anti-His-Tag-SEPH (SB Cat. No. 4603-25; left) and Ni-NTA resin (right). Eluted fractions were concentrated and analyzed by SDS-PAGE.

Corporate Offices

160 Oxmoor Blvd
Birmingham, AL 35209
USA

Mailing Address

PO Box 26221
Birmingham, AL 35260
USA

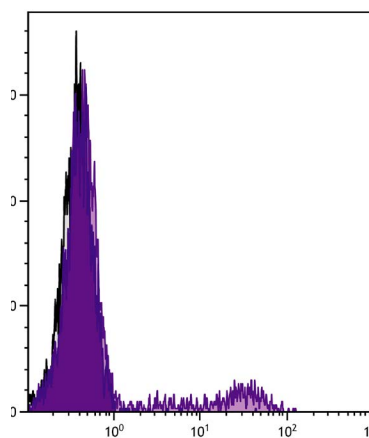
Tel 205.945.1774

Fax 205.945.8768

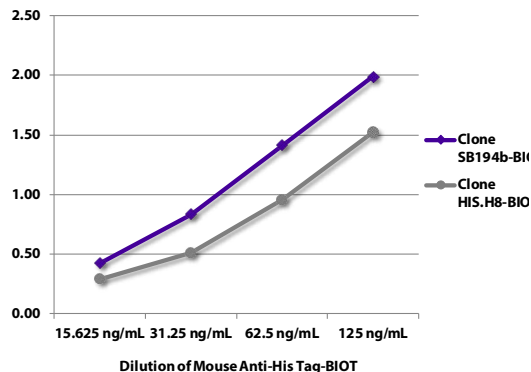
Email info@SouthernBiotech.com

Technical Support technical@SouthernBiotech.com

Website www.SouthernBiotech.com



Human peripheral blood lymphocytes were stained with purified / unlabeled His-tagged recombinant Anti-Human IgM followed by Mouse Anti-His-Tag-AF488 (SB Cat. No. 4603-30).



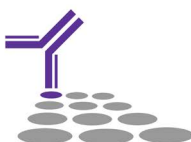
ELISA plate was coated with C-terminal 6X His-tag conjugated to BSA. His-tag was detected with serially diluted Mouse Anti-His-Tag-BIOT (SB Cat. No. 4603-08; Clone SB194b) and Clone HIS.H8 conjugated to biotin followed by Streptavidin-HRP (SB Cat. No. 7100-05).

Format	Cat. No.	Qty
Purified (UNLB)	4603-01L	1.0 mg
	4603-01M	0.5 mg
	4603-01S	0.1 mg
Alkaline Phosphatase (AP) Conjugate	4603-04	1.0 mL
Horseradish Peroxidase (HRP) Conjugate	4603-05	1.0 mL
Biotin (BIOT) Conjugate	4603-08	0.5 mg
Sepharose® 4B (SEPH) Conjugate	4603-25	25 tests
Alexa Fluor® 488 (AF488) Conjugate	4603-30	0.1 mg
Alexa Fluor® 647 (AF647) Conjugate	4603-31	0.1 mg

SouthernBiotech is ISO 9001:2015 Certified

SouthernBiotech

www.SouthernBiotech.com info@SouthernBiotech.com



Alexa Fluor® is a registered trademark of Molecular Probes, Inc.
Sephacrose® is a registered trademark of GE Healthcare.
MM-HIS-00